





































THE LIST

EXECUTIVE COMPENSATION

Ranked by 2023 total company compensation

► NEXT WEEK

Craft Beer Breweries

Rank	Executive • name • title • company name	Total Company Compensation • dollar value (in thousands) ¹ • percent change from 2022	Components of Total Company Compensation					Options Exercised	Grants Vested	Aggregate • dollar value (in thousands) ³ • percent change from 2022	Image
			Salary	Bonus	Stock Awards	Option Awards	All Other Compensation ²				
1	 Michael Rapino CEO, President Live Nation Entertainment Inc.	\$129,110 -7%	\$3,000	\$18,700	\$105,672	\$0	\$1,738	\$0	\$4,851	\$133,961 -78%	
2	 David Zaslav CEO Warner Bros. Discovery	49,703 27	3,000	22,000	23,079	0	1,624	0	0	49,703 27	
3	 Robert A. Iger CEO The Walt Disney Company	31,722 112	1,000	2,140	16,103	10,000	2,478	0	10,000	41,722 121	
4	 Michael J. Arougheti CEO Ares Management Corp.	30,577 -12	0	0	13,728	0	16,849	0	13,728	44,305 -8	
5	 Robert A. Bradway CEO, President, Chair Amgen Inc.	25,177 18	1,797	4,264	18,625	0	491	0	10,181	35,358 6	
6	 Jon Feltheimer CEO Lions Gate Entertainment Corp.	21,528 285	1,500	10,000	9,750	0	278	0	0	21,528 166	
7	 Joseph Zubretsky CEO, President Molina Healthcare Inc.	21,492 -3	1,500	4,410	15,500	0	82	0	45,180	66,671 -66	
8	 Ronald Tutor CEO, Chair Tutor Perini Corp.	20,645 39	1,900	6,650	10,666	0	1,429	0	1,193	21,838 40	
9	 Ynon Kreiz CEO, Chair Mattel Inc.	18,948 59	1,500	5,858	8,559	2,853	178	0	11,413	30,361 3	
10	 Robert Greenberg CEO, Chair Skechers USA Inc.	18,844 -15	6,510	3,891	7,333	0	1,110	0	3,258	22,102 -27	
11	 Jeffrey T. Mezger CEO, Chair KB Home	15,689 -1	1,150	7,280	7,179	0	80	0	6,498	22,187 -14	
12	 Brandon Sim CEO, President Astrana Health	14,311 -6	712	1,088	12,500	0	11	0	3,192	17,503 -5	
13	 William McMorrow CEO, Chair Kennedy-Wilson Holdings Inc.	13,864 -15	1,500	2,066	8,934	0	1,365	0	8,934	22,798 -23	
14	 Howard Schwimmer & Michael Frankel Co-CEOs Rexford Industrial Realty Inc.	13,849 9	1,000	1,925	10,905	0	18	0	10,100	23,949 10	
15	 Stephen Berman CEO, President, Secretary Jakks Pacific Inc.	13,087 0	1,741	5,548	5,726	0	71	0	523	13,610 0	
16	 John Kilroy Jr. Former CEO, President Kilroy Realty Corp.	12,563 -2	1,225	3,750	7,052	0	536	0	11,119	23,682 -28	
17	 Pedro Pizarro CEO, President Edison International	12,376 2	1,397	1,849	6,825	2,275	30	0	9,100	21,476 40	
18	 Dan Batrack CEO, Chair Tetra Tech Inc.	11,889 15	1,200	3,767	6,859	0	63	0	6,859	18,748 -32	
19	 Hessam Nadji CEO, President Marcus & Millichap Inc.	10,167 35	700	812	8,647	0	9	N/A	8,647	18,814 85	
20	 Christopher Anzalone CEO, President Arrowhead Pharmaceuticals Inc.	9,918 -12	903	700	8,314	0	2	996	12,480	23,394 -10	

¹ Includes salary, bonus, new stock grants and options, and other compensation.

² Includes change in pension nonqualified deferred compensation earnings.

³ Includes total company compensation plus the value of options exercised and stock grants that vested during the fiscal year.

N/A - Not Applicable Note: Dollar figures in thousands. Information for this list was taken from Securities and Exchange Commission filings. Percent change from previous year is not applicable where the company or executive was not listed

last year. Bonus category includes both performance-based and cash bonuses. To the best of our knowledge, this information is accurate as of press time. While every effort is made to ensure the accuracy and thoroughness of the list, omissions and typographical errors sometimes occur. Please send corrections or additions on company letterhead to the Research Department, Los Angeles Business Journal, 11150 Santa Monica Blvd., Suite 350, Los Angeles 90025. ©2024 Los Angeles Business Journal. This list may not be reprinted in whole or in part without prior written permission from the editor. Reprints are available from Wright's Media (877) 652-5295.

Researched by Deepanjali Batra

Continued on page 20

EXECUTIVE COMPENSATION *Continued from page 18*

Rank	Executive • name • title • company name	Total Company Compensation • dollar value (in thousands) ¹ • percent change from 2022	Components of Total Company Compensation					Options Exercised	Grants Vested	Aggregate • dollar value (in thousands) ³ • percent change from 2022	Image
			Salary	Bonus	Stock Awards	Option Awards	All Other Compensation ²				
21	Thomas O'Hern Former CEO Macerich Co.	\$9,826 10%	\$850	\$2,890	\$6,000	\$0	\$86	\$1,500	\$4,500	\$15,826 18%	
22	Michael Christenson CEO Entravision Communications Corp.	9,103 911	950	475	7,678	0	0	0	3,288	12,391 1,277	
23	John Plueger CEO, President Air Lease Corp.	9,076 6	1,000	2,205	5,561	0	310	0	5,561	14,636 19	
24	Joseph Russell Jr. CEO Public Storage	8,776 -5	900	2,220	3,165	2,473	18	0	5,638	14,414 36	
25	David Spector CEO, President PennyMac Financial Services Inc.	8,717 -10	1,000	1,631	3,273	2,812	N/A	1,184	3,375	13,276 -13	
26	Victor Coleman CEO, Chair, President Hudson Pacific Properties Inc.	8,370 23	1,000	936	6,192	0	241	0	5,256	13,626 55	
27	Dominic Ng CEO, Chair East West Bancorp Inc.	8,359 -8	1,275	2,219	4,745	0	120	0	15,305	23,663 7	
28	Jordan Kaplan CEO, President Douglas Emmett Inc.	8,239 -5	800	0	7,418	0	21	0	7,418	15,657 -14	
29	Carlos Alberini CEO Guess Inc.	8,154 -47	1,224	3,031	3,800	0	100	N/A	3,800	11,954 -57	
30	Peter Moglia CEO, Co-Chief Investment Officer Alexandria Real Estate Equities Inc.	8,076 -13	780	25	7,223	0	48	0	6,057	14,133 -29	
31	Deepak Chopra CEO, Chair, President OSI Systems Inc.	7,904 -18	995	1,990	4,833	0	85	0	15,192	23,096 -23	
32	David Overton CEO, Chair Cheesecake Factory Inc.	7,659 6	995	1,021	5,601	0	43	0	5,601	13,260 49	
33	Scott Beiser CEO Houlihan Lokey Inc.	7,000 -34	500	6,500	0	0	0	0	1,041	8,041 -31	
34	Therese Tucker Co-CEO BlackLine Inc.	6,963 -68	469	207	6,287	0	0	0	1,593	8,556 -69	
35	Ethan Brown CEO, President, Founder Beyond Meat Inc.	6,713 -1	500	298	2,950	2,950	15	0	5,900	12,613 79	
36	David Singelyn CEO American Homes 4 Rent	6,311 -3	800	0	5,498	0	13	0	5,498	11,809 56	
37	Robert Mehrabian CEO, President, Chair Teledyne Technologies Inc.	5,861 -30	1,100	3,176	1,573	0	12	32,819	1,328	40,008 273	
38	Michael Barrett CEO, President Magnite Inc.	5,640 -8	625	520	3,541	944	10	9,994	0	15,634 98	
39	Bryant Riley Chair, Co-CEO B. Riley Financial, Inc.	5,563 65	700	0	1,889	0	2,974	0	N/A	5,563 65	
40	Bassil Dahiyat CEO, President, Director Xencor Inc.	4,483 -42	700	357	1,115	2,303	8	0	6,900	11,384 40	

¹ Includes salary, bonus, new stock grants and options, and other compensation.

² Includes change in pension nonqualified deferred compensation earnings.

³ Includes total company compensation plus the value of options exercised and stock grants that vested during the fiscal year.

N/A - Not Applicable Note: Dollar figures in thousands. Information for this list was taken from Securities and Exchange Commission filings. Percent change from previous year is not applicable where the company or executive was not listed

last year. Bonus category includes both performance-based and cash bonuses. To the best of our knowledge, this information is accurate as of press time. While every effort is made to ensure the accuracy and thoroughness of the list, omissions and typographical errors sometimes occur. Please send corrections or additions on company letterhead to the Research Department, Los Angeles Business Journal, 11150 Santa Monica Blvd., Suite 350, Los Angeles 90025. ©2024 Los Angeles Business Journal. This list may not be reprinted in whole or in part without prior written permission from the editor. Reprints are available from Wright's Media (877) 652-5295.