

THE LIST

HOSPITALS

Ranked by 2023 net patient revenue

▶ NEXT WEEK

Air Charter Operators, Airlines,
Travel Agencies

Rank	Hospital • name • address	(\$ in millions)			Operating Margin • 2023 • 2022	Profile • owner • year founded	Top Executive • name • title • phone	Image
		Net Patient Revenue • 2023 • 2022	Gross Patient Revenue • 2023 • 2022	Pretax Income (Loss) • 2023 • 2022				
1	 Cedars-Sinai 8700 Beverly Blvd. Los Angeles 90048	\$3,987 \$3,814	\$26,523 \$24,778	\$23 \$487	9.0% 5.1%	Cedars-Sinai Health System 1902	Thomas Priselac CEO, President (310) 423-3277	
2	 Ronald Reagan UCLA Medical Center 757 Westwood Plaza Los Angeles 90095	2,673 2,356	7,113 6,512	97 59	7.6 -0.8	Regents of the University of California 1955	Johnese Spisso CEO (310) 825-9111	
3	 City of Hope 1500 E. Duarte Rd. Duarte 91010	2,234 1,934	7,628 6,497	(80) 50	1.0 -2.9	City of Hope 1913	Robert Stone CEO (626) 256-4673	
4	 Los Angeles General Medical Center 2051 Marengo St. Los Angeles 90033	1,781 1,620	4,214 3,249	(657) (721)	-7.5 -8.2	Los Angeles County 1932	Jorge Orozco CEO (323) 409-1000	
5	 Keck Hospital of USC 1500 San Pablo St. Los Angeles 90033	1,399 1,276	4,757 4,474	(100) (163)	-6.6 -11.5	USC 1991	Rodney Hanners CEO (800) 872-2273	
6	 Kaiser Permanente Los Angeles Medical Center 4867 Sunset Blvd. Los Angeles 90027	1,279 1,295	3,811 3,764	218 158	16.0 11.2	Kaiser Foundation Hospitals Inc. 1953	William Grice SVP, Area Manager (323) 783-4000	
7	 Children's Hospital Los Angeles 4650 Sunset Blvd. Los Angeles 90027	1,268 1,125	4,003 3,658	(263) (131)	-9.9 -9.6	Children's Hospital Los Angeles Inc. 1901	Paul Viviano CEO, President (323) 660-2450	
8	 Harbor-UCLA Medical Center 1000 W. Carson St. Torrance 90509	1,251 1,160	2,893 2,153	(657) (314)	-26.7 2.0	Los Angeles County 1946	Anish Mahajan CEO, Chief Medical Officer (310) 222-2345	
9	 Kaiser Permanente Downey Medical Center 9333 Imperial Highway Downey 90242	864 837	3,017 2,869	47 21	4.8 2.2	Kaiser Foundation Hospitals Inc. 1965	Mitch Winnik SVP, Area Manager (562) 657-9000	
10	 UCLA Medical Center, Santa Monica 1250 16th St. Santa Monica 90404	845 798	2,539 2,338	86 97	7.7 9.1	Regents of the University of California 1926	Johnese Spisso CEO (424) 259-6000	
11	 Torrance Memorial Medical Center 3330 Lomita Blvd. Torrance 90505	790 761	5,582 5,051	3 69	3.7 4.8	Pasadena Hospital Association / Cedars-Sinai Health System 1925	Keith Hobbs CEO, President (310) 325-9110	
12	 Olive View-UCLA Medical Center 14445 Olive View Dr. Sylmar 91342	765 662	1,813 1,310	(261) (250)	-9.8 -5.4	Los Angeles County 1920	Konita Wilks CEO (844) 804-0055	
13	 Long Beach Memorial Medical Center 2801 Atlantic Ave. Long Beach 90806	714 721	4,316 3,974	(58) (2)	-6.3 -0.2	MemorialCare Health System 1907	Blair Kent CEO (562) 933-2000	
14	 Huntington Hospital 100 W. California Blvd. Pasadena 91105	682 694	4,240 4,024	(106) (35)	-11.9 -8.4	Pasadena Hospital Association / Cedars-Sinai Health System 1892	Lori Morgan CEO, President (626) 397-5000	
15	 PIH Health Whittier Hospital 12401 Washington Blvd. Whittier 90602	660 654	4,905 4,611	(95) 136	-2.8 3.6	PIH Health Inc. 1959	Jim West CEO, President (562) 698-0811	
16	 Pomona Valley Hospital Medical Center 1798 N. Garey Ave. Pomona 91767	637 608	5,753 5,263	(78) (65)	-12.8 -12.0	Pomona Valley Hospital Medical Center Inc. 1903	Richard Yochum CEO (909) 865-9500	
17	 Kaiser Permanente South Bay Medical Center 25825 S. Vermont Ave. Harbor City 90710	589 557	2,080 2,006	45 16	6.8 2.5	Kaiser Foundation Hospitals Inc. 1957	Margie Harrier SVP, Area Manager (310) 325-5111	
18	 Providence Holy Cross Medical Center 15031 Rinaldi St. Mission Hills 91345	587 556	2,997 2,760	(6) (71)	-10.0 -12.6	Providence 1961	Bernard Klein CEO (818) 365-8051	
19	 Kaiser Permanente Baldwin Park Medical Center 1011 Baldwin Park Blvd. Baldwin Park 91706	585 587	2,191 2,107	39 58	5.9 8.8	Kaiser Foundation Hospitals Inc. 1998	Eugene Cho SVP, Area Manager (626) 851-6801	

NA - Not Available Note: Information was obtained from the California Office of Statewide Health Planning and Development quarterly financial reports as of April 15. Data is audited and revised by hospitals, which could change rankings on the list. Net patient revenue is defined as total revenue less deductions for Medicare, Medi-Cal, and other third-party insurance payments and provision for bad debt. Operating margin is defined as net operating revenue divided by net operating income. Only short-term general acute care facilities are included. Hospitals are ranked by net patient revenue for the year

ended Dec. 31. To the best of our knowledge, this information is accurate as of press time. While every effort is made to ensure the accuracy and thoroughness of the list, omissions and typographical errors sometimes occur. Please send corrections or additions on company letterhead to the Research Department, Los Angeles Business Journal, 11150 Santa Monica Blvd., Suite 350, Los Angeles 90025. ©2024 Los Angeles Business Journal. This list may not be reprinted in whole or in part without prior written permission from the editor. Reprints are available from Wright's Media (877) 652-5295.

Researched by Deepanjali Batra

Continued on page 18

HOSPITALS *Continued from page 16*

Rank	Hospital • name • address	(\$ in millions)			Operating Margin • 2023 • 2022	Profile • owner • year founded	Top Executive • name • title • phone	Image
		Net Patient Revenue • 2023 • 2022	Gross Patient Revenue • 2023 • 2022	Pretax Income (Loss) • 2023 • 2022				
20	 Los Robles Hospital & Medical Center 215 W. Janss Rd. Thousand Oaks 91360	\$557 \$537	\$4,766 \$4,398	\$170 \$159	30.5% 29.6%	HCA Healthcare Inc. 1968	Phil Buttell CEO (805) 497-2727	
21	 Adventist Health Glendale 1509 Wilson Terrace Glendale 91206	525 478	3,416 3,062	(11) (44)	-1.7 -8.3	Adventist Health Inc. 1905	Alice Issai President (818) 409-8000	
22	 USC Norris Comprehensive Cancer Center 1441 E. Lake Ave. Los Angeles 90089	523 485	1,825 1,682	98 118	16.7 22.0	USC 1971	Rodney Hanners CEO (323) 865-3000	
23	 California Hospital Medical Center 1401 S. Grand Ave. Los Angeles 90015	519 557	1,873 1,572	(7) 21	-1.1 4.4	Dignity Health 1887	Alina Moran President (213) 748-2411	
24	 Valley Presbyterian Hospital 15107 Vanowen St. Van Nuys 91405	507 471	1,244 951	(81) 29	-9.8 -5.5	Valley Presbyterian Hospital Inc. 1958	Gustavo Valdespino CEO, President (818) 782-6600	
25	 White Memorial Medical Center 1720 Cesar E. Chavez Dr. Los Angeles 90033	504 465	3,290 2,915	(66) 8	-5.3 -4.9	Adventist Health Inc. 1913	John Raffoul CEO, President (323) 268-5000	
26	 Antelope Valley Medical Center 1600 W. Ave. J Lancaster 93534	502 466	2,068 1,955	4 3	0.8 -0.8	Antelope Valley Healthcare District 1955	Edward Mirzabegian CEO (661) 949-5000	
27	 Providence Saint Joseph Medical Center 501 S. Buena Vista St. Burbank 91505	489 459	2,682 2,466	(12) (88)	-13.6 -22.9	Providence 1943	Karl Keeler CEO (818) 843-5111	
28	 Providence Little Company of Mary Medical Center Torrance 4101 Torrance Blvd. Torrance 90503	487 454	2,430 2,205	(66) (121)	-20.5 -24.4	Providence 1960	Garry Olney CEO (310) 540-7676	
29	 Kaiser Permanente West Los Angeles Medical Center 6041 Cadillac Ave. Los Angeles 90034	484 480	1,891 1,860	(4) (7)	-0.7 -1.2	Kaiser Foundation Hospitals Inc. 1971	Lilit Zibari SVP, Area Manager (323) 857-2000	
30	 Northridge Hospital Medical Center 18300 Roscoe Blvd. Northridge 91325	474 462	3,372 3,095	11 (16)	3.6 -1.2	Dignity Health 1955	Paul Watkins President (818) 885-8500	
31	 Hollywood Presbyterian Medical Center 1300 N. Vermont Ave. Los Angeles 90027	467 446	1,644 1,488	1 (4)	1.3 0.6	CHA Health Systems Inc. 1924	Marcel Loh CEO, President (213) 413-3000	
32	 Kaiser Permanente Panorama City Medical Center 13651 Willard St. Panorama City 91402	455 449	1,667 1,624	3 (8)	0.7 -1.6	Kaiser Foundation Hospitals Inc. 1962	Murtaza Sanwari Interim SVP & Area Manager (833) 574-2273	
33	 Southern California Hospital at Hollywood 6245 De Longpre Ave. Hollywood 90028	452 377	1,429 1,361	40 (6)	9.0 -1.0	Prospect Medical Holdings Inc. 1924	Michael Klepin CEO (323) 462-2271	
34	 Providence Saint John's Health Center 2121 Santa Monica Blvd. Santa Monica 90404	433 424	1,645 1,558	(157) (148)	-32.7 -32.4	Providence 1942	Michael Ricks CEO (310) 829-5511	
35	 Kaiser Permanente Woodland Hills Medical Center 5601 De Soto Ave. Woodland Hills 91367	426 403	1,676 1,528	(39) (43)	-7.9 -9.2	Kaiser Foundation Hospitals Inc. 1986	Murtaza Sanwari SVP, Area Manager (818) 719-2000	
36	 Henry Mayo Newhall Hospital 23845 W. McBean Parkway Valencia 91355	391 378	2,412 2,257	(16) 0	-1.2 -3.5	Henry Mayo Newhall Hospital 1975	Kevin Klockenga CEO, President (661) 253-8000	
37	 Miller Children's Hospital Long Beach 2801 Atlantic Ave. Long Beach 90806	389 419	1,552 1,525	(147) (64)	-29.2 -12.1	MemorialCare Health System 1970	Blair Kent CEO (562) 933-5437	
38	 St. Francis Medical Center 3630 E. Imperial Highway Lynwood 90262	372 459	1,726 1,764	42 70	11.1 15.1	Prime Healthcare Services Inc. 1945	Clay Farell CEO (310) 900-8900	

NA - Not Available Note: Information was obtained from the California Office of Statewide Health Planning and Development quarterly financial reports as of April 15. Data is audited and revised by hospitals, which could change rankings on the list. Net patient revenue is defined as total revenue less deductions for Medicare, Medi-Cal, and other third-party insurance payments and provision for bad debt. Operating margin is defined as net operating revenue divided by net operating income. Only short-term general acute care facilities are included. Hospitals are ranked by net patient revenue for the year

ended Dec. 31. To the best of our knowledge, this information is accurate as of press time. While every effort is made to ensure the accuracy and thoroughness of the list, omissions and typographical errors sometimes occur. Please send corrections or additions on company letterhead to the Research Department, Los Angeles Business Journal, 11150 Santa Monica Blvd., Suite 350, Los Angeles 90025. ©2024 Los Angeles Business Journal. This list may not be reprinted in whole or in part without prior written permission from the editor. Reprints are available from Wright's Media (877) 652-5295.



















HOSPITALS *Continued from page 18*

Rank	Hospital • name • address	(\$ in millions)			Operating Margin • 2023 • 2022	Profile • owner • year founded	Top Executive • name • title • phone	Image
		Net Patient Revenue • 2023 • 2022	Gross Patient Revenue • 2023 • 2022	Pretax Income (Loss) • 2023 • 2022				
39	 St. Mary Medical Center 1050 Linden Ave. Long Beach 90813	\$358 \$376	\$1,476 \$1,269	(\$48) (\$40)	-11.1% -8.4%	Dignity Health 1923	Carolyn Caldwell CEO, President (562) 491-9000	
40	 Martin Luther King Jr. Community Hospital 1680 E. 120th St. Los Angeles 90059	357 360	3,887 3,490	(29) (24)	-11.2 -5.8	Martin Luther King Jr. Los Angeles Healthcare Corp. 2015	Elaine Batchlor CEO (424) 338-8000	
41	 PIH Health Good Samaritan Hospital 1225 Wilshire Blvd. Los Angeles 90017	342 377	1,751 1,962	(50) (44)	-11.6 -8.3	PIH Health Inc. 1885	Jim West CEO (213) 977-2121	
42	 Providence Cedars-Sinai Tarzana Medical Center 18321 Clark St. Tarzana 91356	319 293	1,499 1,327	(71) (92)	-28.3 -30.7	Providence / Cedars-Sinai Health System 1954	Nicholas Lymberopoulos CEO (818) 881-0800	
43	 Garfield Medical Center 525 N. Garfield Ave. Monterey Park 91754	296 292	1,636 1,555	(6) (11)	-0.1 -1.3	AHMC Healthcare Inc. 1927	Herbert Villafuerte CEO (626) 573-2222	
44	 USC Arcadia Hospital 300 W. Huntington Dr. Arcadia 91007	291 280	1,738 1,628	(86) (2)	-22.0 -13.3	Keck Medicine of USC 1903	Dan Ausman CEO, President (626) 898-8000	
45	 Alhambra Hospital 100 S. Raymond Ave. Alhambra 91801	268 242	729 529	8 13	3.2 5.5	AHMC Healthcare Inc. 1924	Iris Lai CEO (626) 570-1606	
46	 Lakewood Regional Medical Center 3700 E. South St. Lakewood 90712	260 264	2,482 2,281	10 18	3.8 6.9	Tenet Healthcare Corp. 1972	Virg Narbutas CEO (562) 531-2550	
47	 Glendale Memorial Hospital and Health Center 1420 S. Central Ave. Glendale 91204	243 254	1,357 1,226	(55) (45)	-20.5 -15.7	Dignity Health 1926	Jill Welton CEO, President (818) 502-1900	
48	 West Hills Hospital & Medical Center 7300 Medical Center Dr. West Hills 91307	229 225	2,889 2,676	39 29	15.6 12.3	HCA Healthcare Inc. 1969	Saba Habis CEO (818) 676-4000	
	 Queen of the Valley Hospital 1115 S. Sunset Ave. West Covina 91790	229 498	1,155 2,115	(17) 27	-2.7 0.5	Emanate Health 1922	Roger Sharma President, CEO (626) 962-4011	
50	 Palmdale Regional Medical Center 38600 Medical Center Dr. Palmdale 93551	228 223	2,702 2,347	(44) (32)	-19.1 -14.2	Universal Health Services Inc. 1979	Nana Deeb CEO (661) 382-5000	
51	 Providence Little Company of Mary Medical Center San Pedro 1300 W. 7th St. San Pedro 90732	210 199	951 923	(12) (56)	-22.5 -26.2	Providence 1925	Garry Olney CEO (310) 832-3311	
52	 Centinela Hospital Medical Center 555 E. Hardy St. Inglewood 90301	202 242	1,019 1,107	(11) (0)	-5.0 0.0	Prime Healthcare Services Inc. 1924	Mohammad Abdelnaser CEO, Chair (310) 673-4660	
	 Simi Valley Hospital 2975 N. Sycamore Dr. Simi Valley 93065	202 197	1,155 1,081	(12) (17)	-5.3 -7.7	Adventist Health Inc. 1965	Jennifer Swenson CEO, President (805) 955-6000	
54	 San Gabriel Valley Medical Center 438 W. Las Tunas Dr. San Gabriel 91776	191 190	1,021 991	(8) (8)	-4.0 -4.1	AHMC Healthcare Inc. 1960	Philip Cohen Interim CEO (626) 289-5454	
55	 PIH Health Hospital Downey 11500 Brookshire Ave. Downey 90241	182 190	1,321 1,267	(8) 3	-4.0 1.6	PIH Health Inc. 1920	Jim West CEO, President (562) 904-5000	
56	 Los Angeles Community Hospital 4081 E. Olympic Blvd. Los Angeles 90023	180 150	640 614	27 13	15.2 8.8	Prospect Medical Holdings Inc. 1957	Hector Hernandez CEO (323) 267-0477	
57	 USC Verdugo Hills Hospital 1812 Verdugo Blvd. Glendale 91208	160 158	937 901	(34) (12)	-19.5 -7.8	Keck Medicine of USC 1972	Armand Dorian CEO (818) 790-7100	

NA - Not Available Note: Information was obtained from the California Office of Statewide Health Planning and Development quarterly financial reports as of April 15. Data is audited and revised by hospitals, which could change rankings on the list. Net patient revenue is defined as total revenue less deductions for Medicare, Medi-Cal, and other third-party insurance payments and provision for bad debt. Operating margin is defined as net operating revenue divided by net operating income. Only short-term general acute care facilities are included. Hospitals are ranked by net patient revenue for the year

ended Dec. 31. To the best of our knowledge, this information is accurate as of press time. While every effort is made to ensure the accuracy and thoroughness of the list, omissions and typographical errors sometimes occur. Please send corrections or additions on company letterhead to the Research Department, Los Angeles Business Journal, 11150 Santa Monica Blvd., Suite 350, Los Angeles 90025. ©2024 Los Angeles Business Journal. This list may not be reprinted in whole or in part without prior written permission from the editor. Reprints are available from Wright's Media (877) 652-5295.

HOSPITALS

Rank	Hospital • name • address	(\$ in millions)			Operating Margin • 2023 • 2022	Profile • owner • year founded	Top Executive • name • title • phone	Image
		Net Patient Revenue • 2023 • 2022	Gross Patient Revenue • 2023 • 2022	Pretax Income (Loss) • 2023 • 2022				
58	 Cedars-Sinai Marina del Rey Hospital 4650 Lincoln Blvd. Marina del Rey 90291	\$154 \$147	\$1,044 \$960	(\$21) (\$21)	-12.5% -13.2%	Cedars-Sinai Health System 1969	Thomas Priselac CEO, President (310) 823-8911	
59	 Memorial Hospital of Gardena 1145 W. Redondo Beach Blvd. Gardena 90247	152 146	846 752	10 (19)	-0.2 -7.6	Pipeline Health 1951	Victor Carrasco CEO (310) 532-4200	
60	 Mission Community Hospital 14850 Roscoe Blvd. Panorama City 91402	128 136	688 745	(14) (17)	-11.2 -10.3	Deanco Healthcare 1923	James Theiring CEO (818) 787-2222	
61	 Beverly Hospital 309 W. Beverly Blvd. Montebello 90640	125 155	526 534	(113) (54)	-53.4 -34.3	Beverly Hospital 1949	Alice Cheng CEO, President (323) 726-1222	
62	 Whittier Hospital Medical Center 9080 Colima Rd. Whittier 90605	110 114	712 685	(7) (0)	-6.0 -0.1	AHMC Healthcare Inc. 1957	Mary Anne Monje CEO (562) 945-3561	
63	 Foothill Presbyterian Hospital 250 S. Grand Ave. Glendora 91741	106 111	685 607	(2) 10	-0.6 2.9	Emanate Health 1973	Roger Sharma CEO, President (626) 963-8411	
64	 Monterey Park Hospital 900 S. Atlantic Blvd. Monterey Park 91754	105 95	589 546	6 11	6.8 11.0	AHMC Healthcare Inc. 1972	Philip Cohen CEO (626) 570-9000	
65	 Kindred Hospital - La Mirada 14900 E. Imperial Highway La Mirada 90638	99 99	572 542	(7) 2	-6.5 2.6	LifePoint Health, Inc. 1962	Laura Rodriguez CEO (562) 944-1900	
66	 Pacifica Hospital of the Valley 9449 San Fernando Rd. Sun Valley 91352	97 103	178 187	3 16	3.2 14.0	Pacifica of the Valley Corp. 1969	Precious Mayes CEO, President (818) 767-3310	

















NA - Not Available Note: Information was obtained from the California Office of Statewide Health Planning and Development quarterly financial reports as of April 15. Data is audited and revised by hospitals, which could change rankings on the list. Net patient revenue is defined as total revenue less deductions for Medicare, Medi-Cal, and other third-party insurance payments and provision for bad debt. Operating margin is defined as net operating revenue divided by net operating income. Only short-term general acute care facilities are included. Hospitals are ranked by net patient revenue for the year

ended Dec. 31. To the best of our knowledge, this information is accurate as of press time. While every effort is made to ensure the accuracy and thoroughness of the list, omissions and typographical errors sometimes occur. Please send corrections or additions on company letterhead to the Research Department, Los Angeles Business Journal, 11150 Santa Monica Blvd., Suite 350, Los Angeles 90025. ©2024 Los Angeles Business Journal. This list may not be reprinted in whole or in part without prior written permission from the editor. Reprints are available from Wright's Media (877) 652-5295.

Researched by Deepanjali Batra

Continued on page 22

HOSPITALS *Continued from page 21*

Rank	Hospital • name • address	(\$ in millions)			Operating Margin • 2023 • 2022	Profile • owner • year founded	Top Executive • name • title • phone	Image
		Net Patient Revenue • 2023 • 2022	Gross Patient Revenue • 2023 • 2022	Pretax Income (Loss) • 2023 • 2022				
67	 College Medical Center 2776 Pacific Ave. Long Beach 90806	\$95 \$85	\$278 \$275	(\$29) (\$37)	-29.6% -42.4%	College Health Enterprises Inc. 1932	Joe Avelino CEO (562) 997-2000	
68	 Sherman Oaks Hospital 4929 Van Nuys Blvd. Sherman Oaks 91403	86 93	420 426	0 6	0.4 6.1	Prime Healthcare Services Inc. 1969	EM V. Garcia CEO (818) 981-7111	
69	 L.A. Downtown Medical Center 1711 W. Temple St. Los Angeles 90026	67 67	319 324	(32) (35)	-31.5 -31.0	LA Downtown Medical Center 1918	Mark Valentino CEO (213) 989-6100	
70	 San Dimas Community Hospital 1350 W. Covina Blvd. San Dimas 91773	59 62	296 287	(1) (3)	-1.4 -4.6	Prime Healthcare Services Inc. 1971	Parrish Scarboro CEO (909) 599-6811	
71	 Greater El Monte Community Hospital 1701 Santa Anita Ave. South El Monte 91733	55 63	313 301	(7) 3	-12.3 4.7	AHMC Healthcare Inc. 1974	Stanley Toy CEO (626) 579-7777	
72	 East Los Angeles Doctors Hospital 4060 Whittier Blvd. Los Angeles 90023	51 49	324 297	(7) (17)	-26.3 -32.3	Pipeline Health 1958	Bryan Burklow Interim CEO (323) 268-5514	
73	 Encino Hospital Medical Center 16237 Ventura Blvd. Encino 91436	50 57	252 254	(2) 3	-4.1 5.6	Prime Healthcare Services Inc. 1960	EM V. Garcia CEO (818) 995-5000	
74	 Community Hospital of Huntington Park 2623 E. Slauson Ave. Huntington Park 90255	47 44	425 404	(1) (16)	-17.5 -34.4	Pipeline Health 1966	Victor Carrasco Interim CEO (323) 583-1931	

NA - Not Available Note: Information was obtained from the California Office of Statewide Health Planning and Development quarterly financial reports as of April 15. Data is audited and revised by hospitals, which could change rankings on the list. Net patient revenue is defined as total revenue less deductions for Medicare, Medi-Cal, and other third-party insurance payments and provision for bad debt. Operating margin is defined as net operating revenue divided by net operating income. Only short-term general acute care facilities are included. Hospitals are ranked by net patient revenue for the year

ended Dec. 31. To the best of our knowledge, this information is accurate as of press time. While every effort is made to ensure the accuracy and thoroughness of the list, omissions and typographical errors sometimes occur. Please send corrections or additions on company letterhead to the Research Department, Los Angeles Business Journal, 11150 Santa Monica Blvd., Suite 350, Los Angeles 90025. ©2024 Los Angeles Business Journal. This list may not be reprinted in whole or in part without prior written permission from the editor. Reprints are available from Wright's Media (877) 652-5295.