

THE LIST

COMMUNITY COLLEGES















Ranked by number of full-time equivalent students in fall 2022

Rank		Institution <ul style="list-style-type: none">nameaddresswebsite	Fall 2022 Enrollment <ul style="list-style-type: none">full-time equivalent¹total	2021-2022 Degrees Awarded <ul style="list-style-type: none">associate	Faculty <ul style="list-style-type: none">full-timepart-timetotal employees	Profile <ul style="list-style-type: none">year established	Top Executive <ul style="list-style-type: none">nametitlephone	
1		Cerritos College 11110 Alondra Blvd. Norwalk 90650; cerritos.edu	19,210 21,538	2,591	221 494 1,234	1955	Jose Fierro Superintendent, President (562) 860-2451	
2		Mt. San Antonio College 1100 N. Grand Ave. Walnut 91789; mtsac.edu	12,004 35,675	3,780	442 565 2,159	1946	Martha Garcia President, CEO (909) 274-7500	
3		Pasadena City College 1570 E. Colorado Blvd. Pasadena 91106; pasadena.edu	8,435 23,859	5,304	432 512 1,525	1924	José A. Gómez President (626) 585-7123	
4		Long Beach City College 4901 E. Carson St. Long Beach 90808; lbcc.edu	8,320 23,772	2,554	342 653 1,631	1927	Mike Muñoz Superintendent and President (562) 938-4353	
5		Santa Monica College 1900 Pico Blvd. Santa Monica 90405; smc.edu	8,134 25,494	3,693	355 833 1,739	1929	Kathryn Jeffery CEO, President (310) 434-4000	
6		El Camino College 16007 Crenshaw Blvd. Torrance 90506; elcamino.edu	7,881 20,292	3,285	330 553 1,383	1947	Brenda Thames Superintendent, President (866) 352-2646	
7		East Los Angeles College 1301 Avenida Cesar Chavez Monterey Park 91754; elac.edu	7,265 29,876	3,644	296 604 1,211	1945	Alberto Román President (323) 265-8650	
8		College of the Canyons 26455 Rockwell Canyon Road Santa Clarita 91355; canyons.edu	5,434 21,525	3,257	218 525 1,120	1969	Dianne Van Hook Chancellor (661) 259-7800	
9		Los Angeles Pierce College 6201 Winnetka Ave. Woodland Hills 91371; piercecollege.edu	4,840 17,180	3,089	218 395 852	1947	Ara Aguiar Interim President (818) 710-4100	
10		Rio Hondo College 3600 Workman Mill Road Whittier 90601; riohondo.edu	4,826 17,406	2,167	203 340 NA	1960	Marilyn Flores Superintendent, President (562) 692-0921	
11		Los Angeles Valley College 5800 Fulton Ave. Valley Glen 91401; lavc.edu	4,265 16,555	2,027	178 423 748	1949	Barry Gribbons President (818) 947-2600	
12		Glendale Community College 1500 N. Verdugo Road Glendale 91208; glendale.edu	4,254 13,692	1,252	207 434 1,004	1927	Ryan Cornner Superintendent, President (818) 240-1000	
13		Antelope Valley College 3041 W. Ave. K Lancaster 93536; avc.edu	4,066 12,014	2,185	184 545 818	1929	Jennifer Zellet Superintendent, President (661) 722-6300	

¹ A full-time equivalent student is a fiscal calculation used to determine the number of students enrolled in the equivalent of a full course load of units.
Note: Information for this list was obtained from the California Community Colleges Office of the Chancellor and representatives of the institutions. To the best of our knowledge, this information is accurate as of press time. While every effort is made to ensure the accuracy and thoroughness of the list, omissions and typographical errors sometimes occur. Please send corrections or additions on company letterhead to the Research Department, Los Angeles Business Journal, 11150 Santa Monica Blvd., Suite 350, Los Angeles 90025. ©2023 Los Angeles Business Journal. This list may not be reprinted in whole or in part without prior written permission from the editor. Reprints are available from Wright's Media (877)652-5295.

Researched by Andrew Crowley

COMMUNITY COLLEGES

Rank		Institution • name • address • website	Fall 2022 Enrollment • full-time equivalent ¹ • total	2021-2022 Degrees Awarded • associate	Faculty • full-time • part-time • total employees	Profile • year established	Top Executive • name • title • phone	
14		Citrus College 1000 W. Foothill Blvd. Glendora 91741; citruscollege.edu	3,847 10,267	2,118	171 293 799	1915	Greg Schulz Superintendent, President (626) 963-0323	
15		Los Angeles City College 855 N. Vermont Ave. Los Angeles 90029; lacitycollege.edu	3,772 15,492	1,566	153 356 758	1929	Mary Gallagher President (323) 953-4000	
16		Los Angeles Trade-Technical College 400 W. Washington Blvd. Los Angeles 90015; lattc.edu	3,582 11,129	992	161 292 639	1925	Alfred McQuarters President (213) 763-7000	
17		Los Angeles Mission College 13356 Eldridge Ave. Sylmar 91342; lamission.edu	2,419 10,166	1,316	98 246 490	1975	Armida Ornelas President (818) 364-7600	
18		West Los Angeles College 9000 Overland Ave. Culver City 90230; wlac.edu	2,185 9,228	1,200	103 272 NA	1969	James Limbaugh President (310) 287-4200	
19		Los Angeles Harbor College 1111 Figueroa Place Wilmington 90744; lahc.edu	2,064 7,874	1,998	80 230 434	1949	Luis Dorado President (310) 233-4000	
20		Compton College 1111 E. Artesia Blvd. Compton 90221; compton.edu	1,265 4,262	678	99 144 214	1927	Keith Curry President, CEO (310) 900-1600	

¹ A full-time equivalent student is a fiscal calculation used to determine the number of students enrolled in the equivalent of a full course load of units.

Note: Information for this list was obtained from the California Community Colleges Office of the Chancellor and representatives of the institutions. To the best of our knowledge, this information is accurate as of press time. While every effort is made to ensure the accuracy and thoroughness of the list, omissions and typographical errors sometimes

occur. Please send corrections or additions on company letterhead to the Research Department, Los Angeles Business Journal, 11150 Santa Monica Blvd., Suite 350, Los Angeles 90025. ©2023 Los Angeles Business Journal. This list may not be reprinted in whole or in part without prior written permission from the editor. Reprints are available from Wright's Media (877)652-5295.