

THE LIST

LARGEST PUBLIC-SECTOR EMPLOYERS

















Ranked by number of L.A. County Employees

Rank		Organization • name • address	L.A. County Employees • 2022-2023 • 2021-2022	People Served	Annual Budget • 2022-2023 • 2021-2022 (in millions)	Headquarters	Top Local Executive • name • title • phone	
1		Los Angeles County 500 W. Temple St. Los Angeles 90012	100,729' 100,729	10 million residents	\$43,400 \$39,300	Los Angeles	Fesia Davenport CEO (213) 974-1234	
2		Los Angeles Unified School District 333 S. Beaudry Ave. Los Angeles 90017	74,000 73,805	Over 560,000 students	19,900 20,050	Los Angeles	Alberto M Carvalho Superintendent (213) 241-1000	
3		UCLA 405 Hilgard Ave. Los Angeles 90095	51,597 48,743	47,800 students	10,500 9,200	Los Angeles	Gene Block Chancellor (310) 825-4321	
4		Federal Executive Board¹ 501 W. Ocean Blvd., Suite 3200 Long Beach 90802	50,000 50,000	U.S. residents	NA NA	Washington, D.C.	Kathrene Hansen Kin Executive Director, Los Angeles (562) 435-2025	
5		City of Los Angeles¹ 200 N. Spring St. Los Angeles 90012	34,421 33,562	3.77 million residents	11,755 11,480	Los Angeles	Karen Bass Mayor (213) 473-7500	
6		State of California¹ State Capitol, Suite 1173 Sacramento 95814	32,300 32,300	California residents	NA NA	Sacramento	Gavin Newsom Governor (916) 445-2841	
7		Long Beach Unified School District 1515 Hughes Way Long Beach 90810	12,000' 12,000	68,000 students	1,200 1,100	Long Beach	Jill Baker Superintendent (562) 997-8242	
8		Los Angeles County Metropolitan Transportation Authority One Gateway Plaza Los Angeles 90012	11,700' 11,700	10 million residents	NA NA	Los Angeles	Stephanie Wiggins CEO (213) 922-6000	
9		Los Angeles Community College District 770 Wilshire Blvd. Los Angeles 90017	11,618' 11,618	230,000 students	NA NA	Los Angeles	Francisco Rodriguez Chancellor (213) 891-2000	
10		Los Angeles Department of Water and Power P.O. Box 51111 Los Angeles 90051	11,000' 11,000	10 million residents	NA 6,140	Los Angeles	Martin Adams General Manager, Chief Engineer (800) 342-5397	
11		California State University — Long Beach 1250 Bellflower Blvd. Long Beach 90840	8,477' 8,477	39,359 students	NA NA	Long Beach	Jane Close Conoley President (562) 985-4111	
12		City of Long Beach 333 W. Ocean Blvd. Long Beach 90802	5,395 6,300	467,730 residents	3,000 2,600	Long Beach	Rex Richardson Mayor (562) 570-6555	
13		Mt. San Antonio Community College District 1100 N. Grand Ave. Walnut 91789	4,400' 4,400	57,972 students	239 225	Walnut	William Scroggins CEO, President (909) 274-7500	
14		California State University — Northridge 18111 Nordhoff St. Northridge 91330	4,276 4,282	41,812 students	534 526	Northridge	Erika D. Beck President (818) 677-1200	
15		Glendale Unified School District 223 N. Jackson St. Glendale 91206	4,000 4,000'	24,294 students	344 306	Glendale	Vivian Ekchian Superintendent (818) 241-3111	
16		Los Angeles World Airports 1 World Way Los Angeles 90045	3,662 3,642	Los Angeles International, Van Nuys, Palmdale airports	NA NA	Los Angeles	Justin Erbacci CEO (855) 463-5252	
17		Cal Poly Pomona 3801 W Temple Ave Pomona 91768	3,094 2,603	27,173 students	370 363	Pomona	Soraya Coley President (909) 869-7659	

¹ Business Journal estimate.
² Excludes law enforcement and judiciary employees.
³ Excludes proprietary departments (LADWP, LAWA, Port of L.A.).
⁴ Excludes education employees.
NA - Not Available Note: The information on this list was provided by representatives of the employers themselves and annual budget reports. Government agencies are ranked by the current number of full-time employees in L.A. County. Several organizations may have qualified for this list but failed to submit information or do not break out local

employment data. To the best of our knowledge, this information is accurate as of press time. While every effort is made to ensure the accuracy and thoroughness of the list, omissions and typographical errors sometimes occur. Please send corrections or additions on company letterhead to the Research Department, Los Angeles Business Journal, 11150 Santa Monica Blvd., Suite 350, Los Angeles 90025. ©2023 Los Angeles Business Journal. This list may not be reprinted in whole or in part without prior written permission from the editor. Reprints are available from Wright's Media (877) 652-5295.

LARGEST PUBLIC-SECTOR EMPLOYERS *Continued from page 19*

Rank		Organization • name • address	L.A. County Employees • 2022-2023 • 2021-2022 • 2021-2022	People Served	Annual Budget • 2022-2023 • 2021-2022 (in millions)	Headquarters	Top Local Executive • name • title • phone	
18		Compton Unified School District 501 S. Santa Fe Ave. Compton 90221	3,071¹ 3,071	22,117 students	NA NA	Compton	Darin Brawley Superintendent (310) 639-4321	
19		Montebello Unified School District 123 S. Montebello Blvd. Montebello 90640	2,885¹ 2,885	23,092 students	404 422	Montebello	Mark Skvarna Interim Superintendent (323) 887-7900	
20		Pomona Unified School District 800 S. Garey Ave. Pomona 91766	2,800¹ 2,800	22,388 students	288 275	Pomona	Richard Martinez Superintendent (909) 397-4800	
21		California State University — Los Angeles 5151 State University Drive Los Angeles 90032	2,621 2,624	27,032 students	NA 323	Los Angeles	Leroy M. Morishita Interim President (323) 343-3000	
22		City of Pasadena 100 N. Garfield Ave. Pasadena 91109	2,314¹ 2,314	138,310 residents	NA 808	Pasadena	Victor Gordo Mayor (626) 744-4000	
23		Santa Monica Community College District 1900 Pico Blvd. Santa Monica 90405	2,023¹ 2,023	27,505 students	NA NA	Santa Monica	Kathryn Jeffery Superintendent, President (310) 434-4000	
24		City of Santa Monica 1685 Main St. Santa Monica 90401	1,979¹ 1,979	92,408 residents	665 674	Santa Monica	Gleam Davis Mayor (310) 458-8411	
25		City of Glendale 613 E. Broadway Glendale 91206	1,774 2,077	193,116 residents	1,070 1,240	Glendale	Dan Brotman Mayor (818) 548-4844	

¹ Business Journal estimate.

NA - Not Available Note: The information on this list was provided by representatives of the employers themselves and annual budget reports. Government agencies are ranked by the current number of full-time employees in L.A. County. Several organizations may have qualified for this list but failed to submit information or do not break out local employment data. To the best of our knowledge, this information is accurate as of press time. While every effort is made

to ensure the accuracy and thoroughness of the list, omissions and typographical errors sometimes occur. Please send corrections or additions on company letterhead to the Research Department, Los Angeles Business Journal, 11150 Santa Monica Blvd., Suite 350, Los Angeles 90025. ©2023 Los Angeles Business Journal. This list may not be reprinted in whole or in part without prior written permission from the editor. Reprints are available from Wright's Media (877) 652-5295.

Researched by Andrew Crowley