

THE LIST

CHIEF EXECUTIVE COMPENSATION

Los Angeles-area CEOs ranked by 2022 compensation

► NEXT WEEK
Craft Beer Breweries



















Rank		Executive • name • title • company name	Total Company Compensation • dollar value (in thousands) ¹ • percent change from 2021	Components of Total Company Compensation					Options Exercised	Grants Vested	Aggregate • dollar value (in thousands) ⁴ • percent change from 2021	
				Salary	Bonus ²	Stock Awards	Option Awards	All Other Compensation ³				
1		Michael Rapino CEO, President Live Nation Entertainment Inc.	\$139,006 904%	\$3,000	\$18,000	\$116,742	\$0	\$1,264	\$358,789	\$122,628	\$620,422 784%	
2		Peter Moglia Co-CEO, Co-Chief Investment Officer Alexandria Real Estate Equities Inc.	69,319 738	725	1,748	66,701	0	145	0	10,690	80,009 398	
3		Michael Arougheti CEO, Co-Founder, Director, President Ares Management Corp.	34,601 -51	0	0	13,728	0	20,873	0	13,545	48,146 -70	
4		Robert Sulentic CEO, President CBRE Group Inc.	25,912 86	1,168	9,989	14,750	0	6	0	13,143	39,055 33	
5		Joseph Zubretsky CEO, President Molina Healthcare Inc.	22,131 11	1,500	5,550	15,000	0	81	127,160	46,553	195,844 191	
6		Robert Greenberg CEO, Chairman Skechers USA Inc.	22,062 -8	6,189	7,941	6,984	0	948	0	8,054	30,115 -3	
7		Marc Huffman Former CEO, President BlackLine Inc.	21,872 262	494	16,430	4,935	0	12	0	5,455	27,327 87	
8		Robert Bradway CEO, President, Chairman Amgen Inc.	21,400 -1	1,722	3,122	11,139	4,774	643	0	11,986	33,386 -31	
9		Robert Chapek CEO, dismissed Nov. 20, 2022 Walt Disney Co.	17,433 -4	2,500	0	10,811	3,750	372	0	3,910	21,343 -0	
10		William McMorrow CEO, Chairman Kennedy-Wilson Holdings Inc.	16,523 2	1,500	3,375	10,153	0	1,495	0	13,232	29,755 -1	
11		Jeffrey Mezger CEO, President, Chairman KB Home	15,815 10	1,150	7,480	7,106	0	79	0	10,077	25,892 -35	
12		Carlos Alberini CEO Guess Inc.	15,430 114	1,200	3,600	10,561	0	68	0	12,151	27,581 212	
13		Brandon Sim Co-Chief Executive Officer Apollo Medical Holdings Inc.	15,303 70	670	1,000	13,568	0	65	0	3,192	18,494 98	
14		Walter Ulloa CEO, Chairman Entravision Communications Corp.	14,959 132	1,420	900	4,073	0	8,566	287	7,920	23,165 140	
15		James Hoffman Former CEO, stepped down Dec. 31, 2022, Senior Advisor to CEO Reliance Steel & Aluminum Co.	14,944 5	1,275	3,615	7,200	0	2,854	0	26,566	41,510 111	
16		Ronald Tutor CEO, Chairman Tutor Perini Corp.	14,877 0	1,900	3,990	8,025	0	962	0	668	15,545 -12	
17		Steven Demetriou CEO, stepped down Jan. 24, 2023 Jacobs Engineering Group Inc.	14,616 -10	1,411	1,170	12,000	0	34	10,138	27,285	52,038 32	

¹ Includes salary, bonus, new stock grants and options, and other compensation.
² Also includes non-equity incentive plan compensation
³ Includes change in pension nonqualified deferred compensation earnings.
⁴ Includes total company compensation plus the value of options exercised and stock grants that vested during the fiscal year.
N/A - Not Applicable Note: Dollar figures in thousands. Information for this list was taken from Securities and Exchange Commission filings. Percent change from previous year is not applicable where the company or executive was not listed

last year. Bonus category includes both performance-based and cash bonuses. To the best of our knowledge, this information is accurate as of press time. While every effort is made to ensure the accuracy and thoroughness of the list, omissions and typographical errors sometimes occur. Please send corrections or additions on company letterhead to the Research Department, Los Angeles Business Journal, 11150 Santa Monica Blvd., Suite 350, Los Angeles 90025. ©2023 Los Angeles Business Journal. This list may not be reprinted in whole or in part without prior written permission from the editor. Reprints are available from Wright's Media (877) 652-5295.

CHIEF EXECUTIVE COMPENSATION

Continued from page 17

Rank		Executive • name • title • company name	Total Company Compensation • dollar value (in thousands) ¹ • percent change from 2021	Components of Total Company Compensation					Options Exercised	Grants Vested	Aggregate • dollar value (in thousands) ⁴ • percent change from 2021	
				Salary	Bonus ²	Stock Awards	Option Awards	All Other Compensation ³				
18		Stephen Berman CEO, President, Secretary Jakks Pacific Inc.	\$13,087 103%	\$1,741	\$5,548	\$5,726	\$0	\$71	\$0	\$523	\$13,610 100%	
19		John Kilroy Jr. CEO, President Kilroy Realty Corp.	12,862 -2	1,225	3,750	7,289	0	597	0	20,035	32,897 36	
20		Michael Frankel Co-CEO Rexford Industrial Realty Inc.	12,648 24	825	1,134	10,672	0	17	0	9,159	21,807 4	
21		Howard Schwimmer Co-CEO Rexford Industrial Realty Inc.	12,648 24	825	1,134	10,672	0	17	0	9,159	21,807 4	
22		Pedro Pizarro CEO, President Edison International	12,191 -15	1,365	2,029	6,576	2,192	28	0	3,204	15,395 -15	
23		Ynon Kreiz CEO, Chairman Mattel Inc.	11,890 -26	1,500	N/A	7,688	2,563	140	0	17,549	29,439 29	
24		Christopher Anzalone CEO, President Arrowhead Pharmaceuticals Inc.	11,327 -54	863	78	10,383	0	3	996	13,534	25,857 -40	
25		Scott Beiser CEO Houlihan Lokey Inc.	10,650 54	500	10,150	0	0	0	0	1,041	11,691 33	
26		Robert Iger CEO Walt Disney Co.	10,628 -54	1,096	0	4,671	2,395	2,467	34,866	119,652	165,147 -32	
27		Michael Johnson CEO, Chairman Herbalife Nutrition Ltd.	10,339 N/A	0	0	5,135	5,000	204	0	0	10,339 N/A	
28		Dan Batrack CEO, Chairman Tetra Tech Inc.	10,332 31	1,204	2,784	6,282	0	62	1,837	15,382	27,550 17	
29		Jon Kirchner CEO DTS Inc. ⁵	9,895 -12	750	644	8,492	0	10	0	0	9,895 -22	
30		David Spector CEO, President PennyMac Financial Services Inc.	9,671 -29	1,000	3,980	3,375	1,214	102	1,353	4,157	15,181 -16	
31		Deepak Chopra CEO, Chairman, President OSI Systems Inc.	9,654 1	995	3,696	4,833	0	130	3,850	16,673	30,177 57	
32		Troy Rudd CEO AECOM	9,502 46	1,190	1,751	6,278	0	282	0	9,395	18,897 104	
33		Joseph Russell Jr. CEO Public Storage	9,201 -11	800	1,350	3,977	3,062	12	0	1,360	10,561 -8	

¹ Includes salary, bonus, new stock grants and options, and other compensation.

² Also includes non-equity incentive plan compensation

³ Includes change in pension nonqualified deferred compensation earnings.

⁴ Includes total company compensation plus the value of options exercised and stock grants that vested during the fiscal year.

⁵ Acquired by parent company Tessera Holding Corporation December 2016. Tessera renamed Xperi Holding Corporation February 2017.

N/A - Not Applicable Note: Dollar figures in thousands. Information for this list was taken from Securities and Exchange

Commission filings. Percent change from previous year is not applicable where the company or executive was not listed last year. Bonus category includes both performance-based and cash bonuses. To the best of our knowledge, this information is accurate as of press time. While every effort is made to ensure the accuracy and thoroughness of the list, omissions and typographical errors sometimes occur. Please send corrections or additions on company letterhead to the Research Department, Los Angeles Business Journal, 11150 Santa Monica Blvd., Suite 350, Los Angeles 90025. ©2023 Los Angeles Business Journal. This list may not be reprinted in whole or in part without prior written permission from the editor. Reprints are available from Wright's Media (877) 652-5295.

Researched by Andrew Crowley

CHIEF EXECUTIVE COMPENSATION

Rank		Executive <ul style="list-style-type: none">• name• title• company name	Total Company Compensation <ul style="list-style-type: none">• dollar value (in thousands)¹• percent change from 2021	Components of Total Company Compensation					Options Exercised	Grants Vested	Aggregate <ul style="list-style-type: none">• dollar value (in thousands)⁴• percent change from 2021	
				Salary	Bonus ²	Stock Awards	Option Awards	All Other Compensation ³				
34		Mitchell Butier CEO, President Avery Dennison Corp.	\$9,108 -23%	\$1,177	\$974	\$6,770	\$0	\$187	\$0	\$14,272	\$23,380 -6%	
35		Dominic Ng CEO, Chairman East West Bancorp Inc.	9,076 5	1,275	3,143	4,539	0	120	0	13,132	22,208 29	
36		Thomas O'Hern CEO, Director Macerich Co.	8,899 8	850	1,970	6,000	0	80	0	4,500	13,399 44	
37		Jordan Kaplan CEO, President Douglas Emmett Inc.	8,654 -5	800	0	7,838	0	16	0	9,541	18,195 -14	
38		John Plueger CEO, President Air Lease Corp.	8,542 -7	1,000	1,950	5,391	0	201	0	3,719	12,261 -2	
39		Theodore Hanson CEO, President ASGN Inc.	8,420 -12	1,025	2,664	4,710	0	22	0	4,356	12,776 7	
40		Robert Mehrabian CEO, President, Chairman Teledyne Technologies Inc.	8,398 28	1,100	1,465	4,061	1,760	12	0	2,315	10,712 21	
41		John Agwunobi Former CEO, Chairman Herbalife Nutrition Ltd.	8,178 17	903	0	5,000	0	2,275	0	1,360	9,538 -1	
42		Bassil Dahiyat CEO, President, Director Xencor Inc.	7,706 43	670	402	1,494	5,133	7	0	454	8,160 42	
43		Hessam Nadji CEO, President Marcus & Millichap Inc.	7,533 -7	675	2,485	4,351	0	22	0	2,654	10,187 8	
44		Stephen Richardson Former Co-CEO Alexandria Real Estate Equities Inc.	7,232 -13	418	0	6,671	0	143	0	10,690	17,922 11	
45		David Overton CEO, Chairman Cheesecake Factory Inc.	7,200 -2	1,014	853	5,301	0	31	0	1,693	8,892 -25	
46		Victor Coleman CEO, Chairman, President Hudson Pacific Properties Inc.	6,790 -36	1,000	823	4,823	0	144	0	1,980	8,771 -43	
47		Ethan Brown CEO, President, Founder Beyond Meat Inc.	6,771 3	500	1	2,950	3,305	14	0	283	7,054 -8	
48		David Singelyn CEO American Homes 4 Rent	6,483 41	800	1,367	4,303	0	12	0	1,072	7,555 35	
49		Michael Barrett CEO, President Magnite Inc.	6,128 -66	600	558	3,423	1,538	10	0	1,760	7,889 -70	
50		Michael Lafitte Former Global Group President, CBRE Client Care and CEO, Trammell Crow Company CBRE Group Inc.	5,996 10	765	1,160	4,065	0	6	0	4,141	10,137 -5	

¹ Includes salary, bonus, new stock grants and options, and other compensation.
² Also includes non-equity incentive plan compensation
³ Includes change in pension nonqualified deferred compensation earnings.
⁴ Includes total company compensation plus the value of options exercised and stock grants that vested during the fiscal year.
N/A - Not Applicable Note: Dollar figures in thousands. Information for this list was taken from Securities and Exchange Commission filings. Percent change from previous year is not applicable where the company or executive was not listed

last year. Bonus category includes both performance-based and cash bonuses. To the best of our knowledge, this information is accurate as of press time. While every effort is made to ensure the accuracy and thoroughness of the list, omissions and typographical errors sometimes occur. Please send corrections or additions on company letterhead to the Research Department, Los Angeles Business Journal, 11150 Santa Monica Blvd., Suite 350, Los Angeles 90025. ©2023 Los Angeles Business Journal. This list may not be reprinted in whole or in part without prior written permission from the editor. Reprints are available from Wright's Media (877) 652-5295.